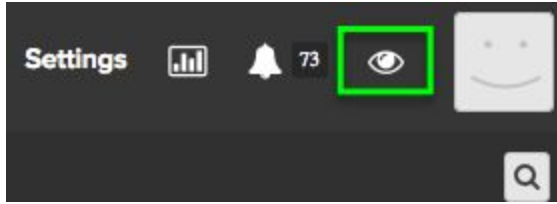
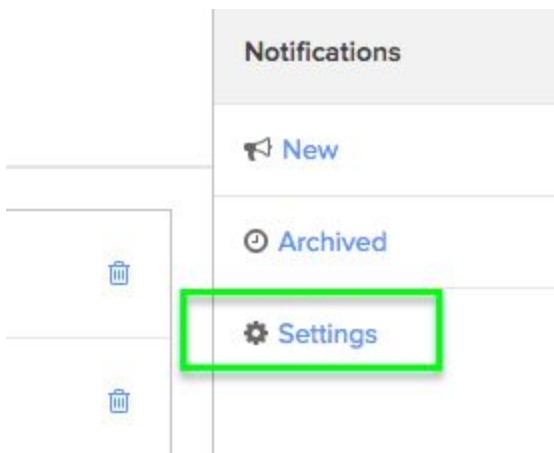


## Managing Notifications

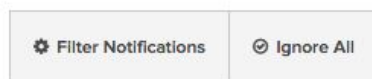
Once you are logged in, go to the bell icon in the upper right hand corner



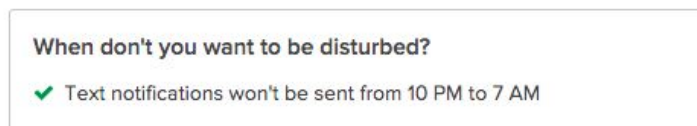
Next select Settings on the right hand side:



You will choose how or if you want to be alerted for various items. You can also enable text alerts if you wish:



### Settings



## Scheduling

### Someone booked or canceled an appointment with you

- Show on Pike13
- Don't send a text
- Send an email

You can choose to be alerted for your dependents if you manage anyone else's account:

New

Archived

Settings

## Settings

### When don't you want to be disturbed?

- ▲ A phone number is required to receive text (SMS) alerts
- ✗ Do not disturb has not been set

### Notifications for your dependents

- Joey's notifications will be sent to you
- Ben's notifications will be sent to you

## Billing